



**Tamper Evident
PAIL # 60385**

LID # 60398 (hermetic) or # 60400 (non-hermetic)

TECHNICAL DATA

Capacity under lid:

3.90 L / 1.03 US gal.

Wall thickness:

Pail: (0.040 in.)

Lid: (0.050 in.)

Material: Pail & lid: PP

Thermal range: 0°C (32°F) to 90°C (194°F)

Standard color : white

Other colors upon request

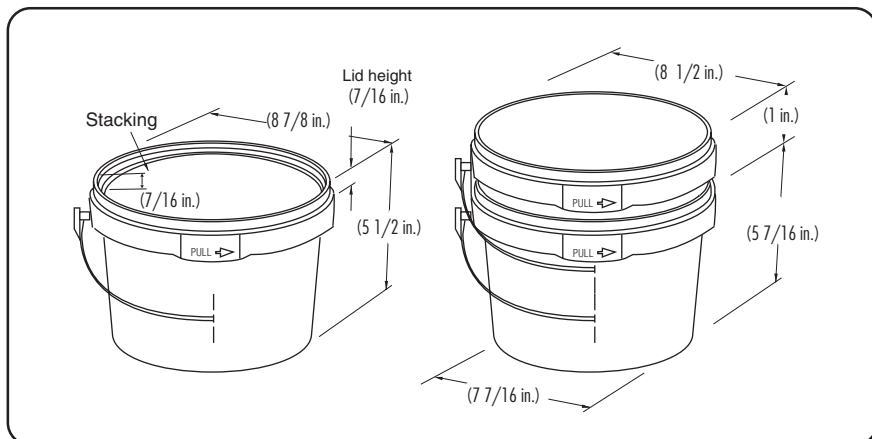
Weight (approx.) without handle or gasket:

Pail: (130 g) 4.58 oz

Lid: (52 g) 1.83 oz



Handle: plastic skirt hugging



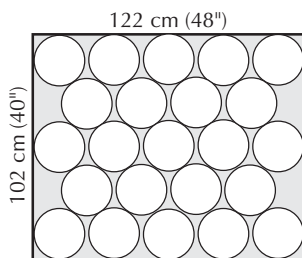
(Materials are recyclable or can be recovered for energy)

TOP LOADING RESISTANCE

40 kg (88 lb) at 23°C / 73°F, 30 days. Product temperature when filling pails and warehouse temperature will affect pail performance. IPL recommends to make necessary testing prior to full production.

PALLETIZATION OF FILLED PAILS

To determine the number of pails you can stack according to the product packed, divide the top loading resistance by the total weight of one filled pail. Take that number not rounded up and add the first unit.



23 pails per layer

**Stacked pails recommendation:
5 pails high / pallet**

RECOMMENDATIONS

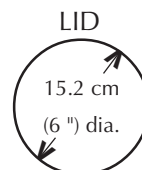
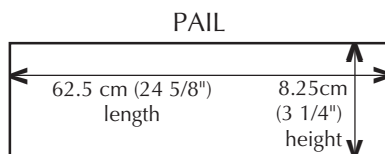
- Do not exceed pallet edges with pails
- Staggered pattern is recommended for greater stability
- Double faced pallets with close together boards on both sides are recommended for best results
- To improve stability, release air from pail when putting the lid
- Stretch wrapping machine tension should be adjusted to pail
- Use slip-sheet to improve pails stability if necessary

Approvals: Virgin materials are approved for food contact and meet FDA (Food and Drug Administration USA) and HPB (Health Protection Branch Canada) regulations.

Advice: Handling conditions vary a lot from customer to customer, tests are recommended throughout the process of denesting, filling, conveying, palletization, warehousing, transportation and utilization by end users, etc. Specifications can be modified without notice. Please contact your IPL representative to confirm these data.

Quality Assurance:... IPL is ISO 9001 certified and quality procedures are documented in our quality system.

PRINTING UP TO 4 colors, DRY OFFSET



OPENING AND CLOSING

TO OPEN: Break the Tamper-Evident tab, then remove lid.

TO CLOSE: Snap the lid at break tab area first, then follow all around while releasing air by pressing the center of the lid to burp pail. If using a closing device, use proper burping pads.

Fillers, lid, pail denesters and lidding devices are also available in a variety of combinations. Everything can be seen on brochures and video tape. Live demonstration on site can be done on demand.

PACKAGING OF EMPTY PAILS/LIDS

WAREHOUSING OF EMPTY PAILS: 1 pallet-3 bundles
No double stacking. Racking recommended.

Approved by: *Stéphane Mercier*

IPL PRODUCTS, LTD.
640 Lincoln Street
Worcester, MA 01605
Tel.: (508)351-6050 Fax.: (508)351-6044
Toll free: 1-800-818-1318

IPL INC.
140 Commerciale
St-Damien, QC
Canada G0R 2Y0
Tel : (418) 789-2880
Fax : (418)789-3153
Toll free: 1-800-463-0270 Ext. 299

Web Site
www.ipl-packaging.com

