



SEaux CARRÉS

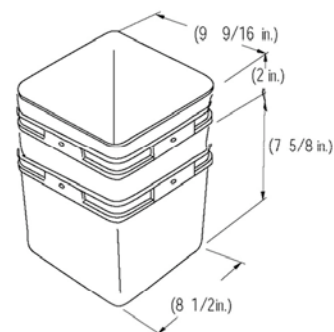
830

SEAU CARRÉ (2 gal.)

Seau 61951

- Couv. 60344 Pression.
- Couv. 63430 Pression T.S.
- Couv. 63464 Joint étanchéité T.S.

CAPACITÉ		EMBALLAGE	
litres	gal. US	qté/PQT	qté/PAL
		380	760
		qté/BTE	qté/PAL
8.30	2.21	100	2,400
8.30	2.19	92	2,208
8.30	2.19	88	2,112



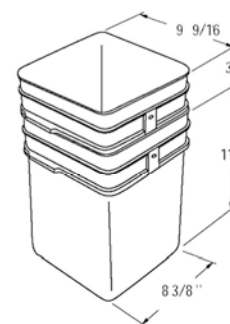
1230

SEAU CARRÉ (3 gal.)

Seau 61985

- Couv. 60344 Pression.
- Couv. 63430 Pression T.S.
- Couv. 63464 Joint étanchéité T.S.

CAPACITÉ		EMBALLAGE	
litres	gal. US	qté/PQT	qté/PAL
		240	480
		qté/BTE	qté/PAL
12.22	3.23	100	2,400
12.13	3.20	92	2,208
12.13	3.20	88	2,112



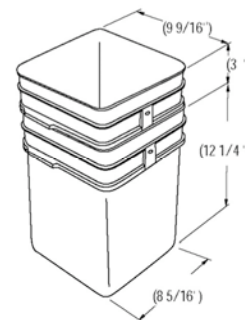
1330

SEAU CARRÉ (3.5 gal.)

Seau 61986

- Couv. 60344 Pression.
- Couv. 63430 Pression T.S.
- Couv. 63464 Joint étanchéité T.S.

CAPACITÉ		EMBALLAGE	
litres	gal. US	qté/PQT	qté/PAL
		240	480
		qté/BTE	qté/PAL
13.80	3.65	100	2,400
13.65	3.61	92	2,208
13.65	3.61	88	2,112





SEAUX CARRÉS

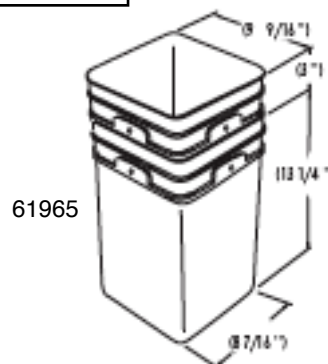
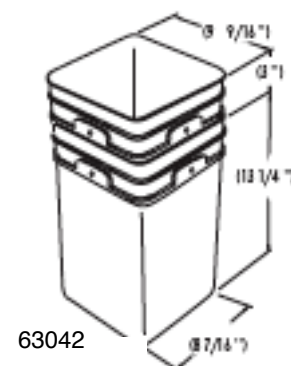
1530

SEAU CARRÉ (4 gal.)

Seau 61965, 63042

- Couv. 60344** Pression.
Couv. 63430 Pression T.S.
Couv. 63464 Joint étanchéité T.S.

CAPACITÉ		EMBALLAGE	
litres	gal. US	qté/PQT	qté/PAL
		220	440
		qté/BTE	qté/PAL
15.35	4.06	100	2,400
15.30	4.04	92	2,208
15.30	4.04	88	2,112



1630

SEAU CARRÉ (4.25 gal.)

Seau 61980

- Couv. 60344** Pression.
Couv. 63430 Pression T.S.
Couv. 63464 Joint étanchéité T.S.

CAPACITÉ		EMBALLAGE	
litres	gal. US	qté/PQT	qté/PAL
		220	440
		qté/BTE	qté/PAL
17.05	4.50	100	2,400
16.93	4.47	92	2,208
16.93	4.47	88	2,112

